



SDGs 2019 Report

Statistical Information for Agenda 2030 in Italy

Angela Ferruzza

Istat

It is necessary to measure to act. Our future will depend on the choices of the present



What we measure affects what we do

- Istat in the Sistan integrates global prospective, using a concrete progressive inter-istitutional approach to develop the methodological innovations that are necessary, *pushing for new measures, different approaches, new sources, more disaggregations,*
- *Integration of Wellbeing indicators (BES) in SDGs indicators: The Law no. 163/2016, which reformed the Italian Budget law, provided that the Equitable and sustainable well-being indicators should contribute to define those economic policies which affect some dimensions for the quality of life.*
- *Istat-Sistan SDGs platform makes possible SDGs analyses and monitoring at national and subnational level*

A Global Challenge, big opportunities for the Country, for Sistan, for each of us: increasing sustainability awareness of the systemic integrated and concrete vision.




















Istat and SDGs indicators

- Every six months, from 2016, Istat disseminates on website an update of indicators for Italy
- SDGs Istat Statistical Information platform and Second SDGs 2019 Report
- 123 SDGs indicators and 273 statistical measures (303): identical, proxi, specific national
- Indicator updates, disaggregations, interlinkages

<https://www.istat.it>















Latest update: 6 July 2018

 Goal 1 xls pdf End poverty in all its forms everywhere	 Goal 10 xls pdf Reduce inequality within and among countries
 Goal 2 xls pdf End hunger, achieve food security and improved nutrition, and promote sustainable agriculture	 Goal 11 xls pdf Make cities and human settlements inclusive, safe, resilient and sustainable
 Goal 3 xls pdf Ensure healthy lives and promote well-being for all at all ages	 Goal 12 xls pdf Ensure sustainable consumption and production patterns
 Goal 4 xls pdf Ensure inclusive and equitable quality education and promote life-long learning opportunities for all	 Goal 13 xls pdf Take urgent action to combat climate change and its impacts
 Goal 5 xls pdf Achieve gender equality and empower all women and girls	 Goal 14 xls pdf Conserve and Sustainably Use Oceans, Seas and Marine Resources for Sustainable Development
 Goal 6 xls pdf Ensure availability and sustainable management of water and sanitation for all	 Goal 15 xls pdf Protect, restore and promote sustainable use of terrestrial ecosystems, sustainably manage forests, combat desertification, and halt and reverse land degradation and halt biodiversity loss
 Goal 7 xls pdf Ensure access to affordable, reliable, sustainable and modern energy for all	 Goal 16 xls pdf Promote peaceful and inclusive societies for sustainable development, provide access to justice for all and build effective, accountable and inclusive institutions at all levels
 Goal 8 xls pdf Promote sustained, inclusive and sustainable economic growth, full and productive employment and decent work for all	 Goal 17 xls pdf Strengthen the means of implementation and revitalize the global partnership for sustainable development
 Goal 9 xls pdf Build resilient infrastructure, promote sustainable industrialization and foster innovation	

















BES and SDGs

Bes	SDGs
1. Health	1 indicator in GOAL 2 "Zero hunger" - 2 indicators in GOAL 3 " Good Health and Well Being"  
2. Education and training	4 indicators in GOAL 4 "Quality Education" - 1 indicator in GOAL 8 " Decent Work and Economic Growth"  
3. Work and life balance	1 indicator in GOAL 5 "Gender Equality" - 3 indicators in GOAL 8 " Decent Work and Economic Growth"  
4. Economic well-being (*)	4 indicators in GOAL 1 "No poverty" - 3 indicators in GOAL 10 "Reduced Inequalities"  
5. Social relationships	
6. Politics and Institutions(**)	4 indicators in GOAL 5 "Gender Equality" - 4 indicators in GOAL 16 "Peace, Justice and Strong Institutions"  
7. Security	1 indicator in GOAL 5 "Gender Equality", GOAL 16 "Peace, Justice and Strong Institutions"  

(*) 1 indicatore identico ripetuto in più goal

(**) 1 indicatore identico ripetuto in più goal

(***) 5 indicatori identici ripetuti in più goal

Bes	SDGs
8. Subjective well-being	
9. Landscape and cultural heritage	1 indicator in GOAL 11 "Sustainable Cities and Communities", GOAL 13 "Climate action"  
10. Environment(***)	1 indicator in GOAL 7 "Affordable and Clean Energy", GOAL 8 "Decent Work and Economic Growth", GOAL 14 "Life below water", GOAL 15 "Life on land", GOAL 16 "Peace, Justice and Strong Institutions" - 2 indicators in GOAL 6 "Clean Water and Sanification", GOAL 13 "Climate action", GOAL 12 "Responsible Consumption and Production" - 4 indicators in GOAL 11 "Sustainable Cities and Communities" - 5 indicators in GOAL 1 "No poverty"          
11. Innovation, research and creativity	2 indicators in GOAL 9 "Industry, Innovation and Infrastructure" 
12. Quality of services	1 indicator in GOAL 16 "Peace, Justice and Strong Institutions" 

Istat and SDGs indicators



Classification variable Statistical measures SDGs ISTAT	Statistical measures SDGs ISTAT	Goal
Degree of urbanization / Municipalities / Municipality type	51	
Regions	175	
Gender	82	
Age class	67	
Citizenship / Nationality	54	
Presence of disability	17	

Istat and the SDGs indicators: the geography of sustainable development



One section for each Region



- 20 regions
- 2 autonomous Provinces
- Nuts 1 (regions in the Eu28)
- 175 indicators

Indicators	Values			Comparison	
	Piemonte	North	Italy	Nuts1	Italy
SDG 1.2.1 - Proportion of population living below the national poverty line, by sex and age					
Proportion of population living below the national (relative) poverty line (Istat, 2017, %, Negative polarity)	8,9	8,2	15,6		
SDG 1.2.2 - Proportion of men, women and children of all ages living in poverty in all its dimensions according to national definitions					
At risk of poverty or social exclusion - AROPE (Istat, 2017, %, Negative polarity)	22,0	18,8	28,9		
Severe material deprivation rate (Istat, 2017, %, Negative polarity)	9,0	6,3	10,1		
Low work intensity (Istat, 2017, %, Negative polarity)	7,5	6,6	11,8		
People at risk of poverty (Istat, 2017, %, Negative polarity)	14,0	12,2	20,3		
SDG 1.4.1 - Proportion of population living in households with access to basic services					
Households unsatisfied for the continuity of the water supply service (Istat, 2018, %, Negative polarity)	3,9	3,0	10,4		
Households very or fairly satisfied for the continuity of the service of electricity supply (Istat, 2018, %, Positive polarity)	94,7	95,4	93,0		
Households per difficulties of links with public transport means (Istat, 2018, %, Negative polarity)	32,5	26,6	32,4		

Istat and the SDGs indicators: one section for each goal



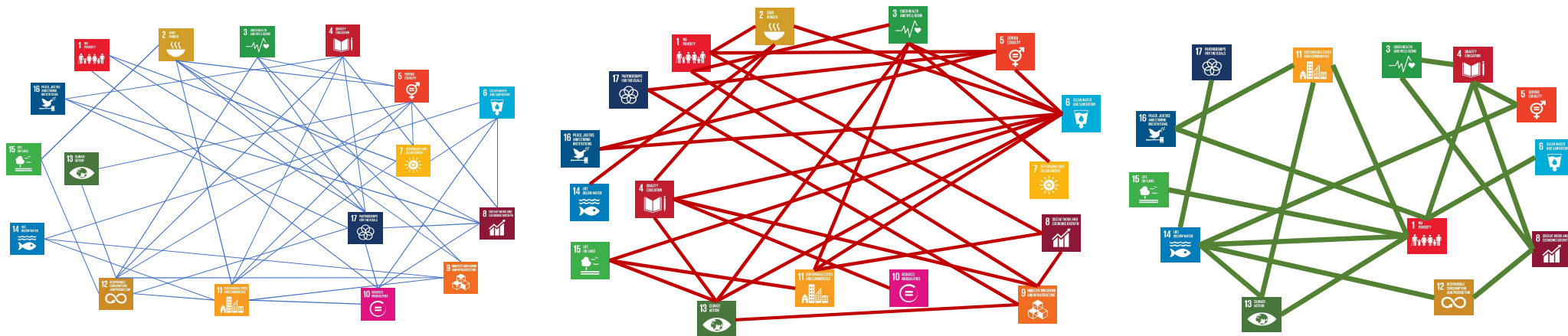
Istat, SDGs indicators: Integrations and interlinkages




Expliciting interlinkages to make evident interconnections synergies and trade-off:

- Interconnections among humans and environmental systems,
- Interaction among environmental, social, economic and institutional dimensions,
- Integration among indicators, goals, target for statistical production, analysis and monitoring


Interconnections: UN-IAEG-SDGs



8 Integrations ed interlinkages, analyses: urban sustainability



9 Integrations and interlinkages, analyses: Innovations, infrastructure and industry



Integrations ed interlinkages, monitoring: National Sustainable Strategy Developing

From Istat SDGs Platform to SNSvS Monitoring

Criteria:

- Parsimony,
- Feasibility,
- Timeliness, extensions of historical series
- Sensibility to public policy
- Territorial dimension (regional, urban)

A subset of indicators





The image shows a video player interface for the 'SDGs 2019 Report'. The video content features a circular graphic of the 17 Sustainable Development Goals (SDGs) on the left, and the text 'SUSTAINABLE DEVELOPMENT GOALS' and 'Istat' on the right. Below this, the title 'SDGs 2019 REPORT' is displayed in large blue letters, followed by the subtitle 'Sustainable Development Goals' in a smaller, italicized font. The video frame shows four vertical streams of colored liquid (orange, yellow, green, and blue) falling into a pool of water, creating splashes. The video player controls at the bottom include a pause button, a progress bar, a volume icon, and a timestamp of 0:05 / 2:19. The text 'Rapporto SDGs 2019 EN' is visible below the video player.

SUSTAINABLE DEVELOPMENT GOALS

Istat

SDGs 2019 REPORT
Sustainable Development Goals

Pausa (k)

0:05 / 2:19

Rapporto SDGs 2019 EN

<https://www.youtube.com/watch?v=H31VJZtdN0>

**It is necessary to measure to act.
Our future will depend on the choices of the present**

Thank you for your attention

Angela Ferruzza ferruzza@istat.it

